

Intermediate Music

Module 7

Blackline Master

This blackline master package, which includes student worksheets and materials for teachers to make their own overhead transparencies or photocopies, is designed to accompany Open School BC's Intermediate Music course. The course and blackline master were developed by BC teachers, instructional designers, graphic artists, and multimedia experts.

Please note that the rights to reproduce materials from this Blackline Master is restricted to the individual purchaser. Teachers may reproduce solely for use with their own classes.

Acknowledgements

Graphics and textual content from "Enjoy the Recorder, Descant Tutor Book 1A" by Brian Bonsor. Copyrighted 1981 Schott & Co. Ltd., London. All Rights Reserved. Used by permission of European American Music Distributors LLC, Canadian and US agent for Schott & Co. Ltd., London.

Project Manager: Eleanor Liddy

Instructional Designer: Anne Stack

Writers: Judy Hawkins, Margaret Stobie

Copy Editor: Cindy John

Copyright: Ilona Ugro

Graphic Coordinator: Janet Bartz

Illustrator: Margaret Kernaghan

Music: Rowland Amos

Production Technician: Sharon Barker

© 2005 by Open School BC

All rights reserved. No part of this publication may be reproduced or transmitted in any form or by any means, electronic or digital, without written permission from Open School BC. Reproducing passages from this publication by photographic, electrostatic, mechanical, or digital means without permission is an infringement of copyright law.



Module 7

Lesson A—My Original Music

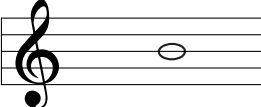
Write your good copy of the music here.




Module 7

Lesson A—Show What You Know

Answer the following questions.

1. What kind of note is this? 

2. How many beats does this note have? _____
3. Draw an eighth note.
4. How many beats does an eighth note have? _____
5. What kind of note is this? 

6. How many beats does this note have? _____
7. Draw a quarter note.
8. How many beats does an quarter note have? _____
9. Name the solfa or pitch names in an octave. _____

10. How many notes are in an octave? _____




11. Name these features:





12. What does the end sign mean?



13. What does *mf* mean? _____

14. Draw the symbol for diminuendo.

15. How many beats are there in a bar in a 4/4 time signature?

16. Draw a half rest on the staff.

17. When you see a dot after a quarter note what count do you

give it? _____

18. What does *pp* mean? _____

19. What does the Italian term "crescendo" mean?



Module 7

Lesson E and F—Student Opinion

Think about each question and then give your opinion.

Poster

Evaluate your poster.

Circle a number from 1 (excellent) to 5 (needed improvement).

printing	1	2	3	4	5
design	1	2	3	4	5
colour	1	2	3	4	5
illustrations	1	2	3	4	5

Performance

Circle all the words that describe your feelings about your performance.

confident

difficult

shy

enjoyable

uncomfortable

unbearable

loved it

not enjoyable

hated it

found my career

easy

it was okay

embarrassing

Which act was the easiest to perform?

dancing

singing

playing the recorder



Which act was the hardest to perform?

dancing

singing

playing the recorder

Did you find it easy to sing and play with the accompaniment?

yes

no

What was your best act? _____

Did you find that the rehearsal prepared you for your performance?

_____ Why or Why not?

In what way did your costume add to your performance?

List the ways in which you could have improved your performance.

_____	_____
_____	_____
_____	_____
_____	_____

Jot down some positive comments you heard about your performance.

